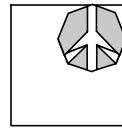


# Peace Sign

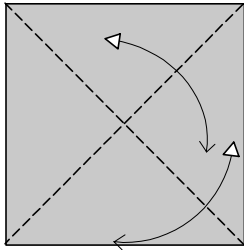
© 2022 Sy Chen

Designed on 3/25/22 and diagrammed in 3/2022

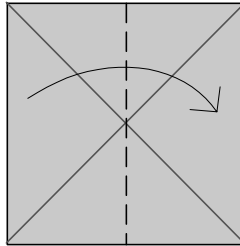
The ongoing war in Ukraine prompted me to design this peace sign.



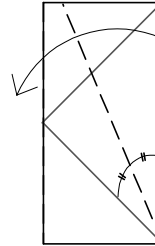
1. Start from a duo-color square with the background color side facing up.



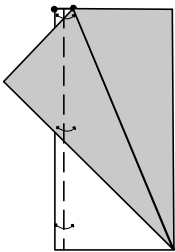
2



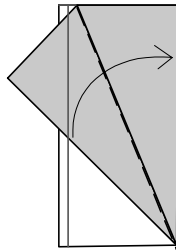
3



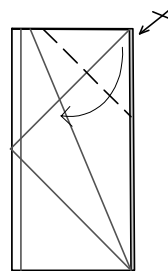
4. Make a crease through all layers.



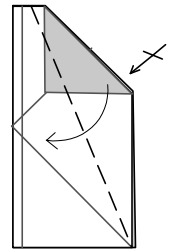
5. Unfold the top layer.



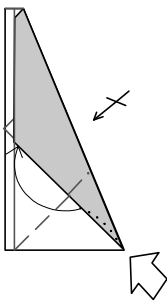
6. Fold along the crease line; Repeat behind.



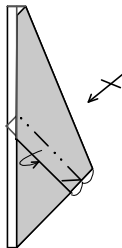
7. Fold along the crease line; Repeat behind.



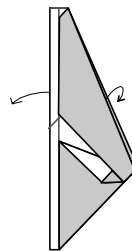
8. Inside reverse; Repeat behind.



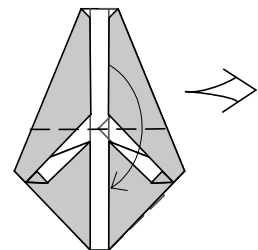
9. Mountain fold the top layer to make another stripe; Repeat behind.



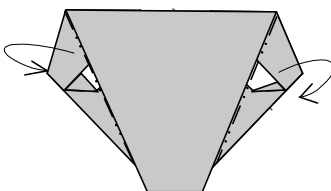
10. Bring the bottom flap to the left.



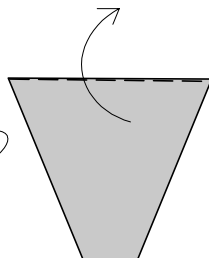
11.



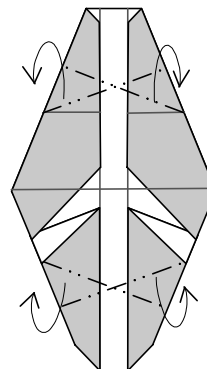
12.



13. Unfold the top layer.



14. Mountain folds to make octagon like shape to your taste.



15. Completed.

