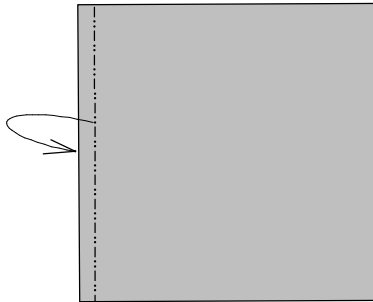


# E-Mail

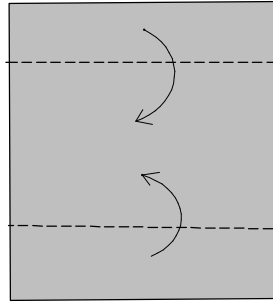
© 2000 Sy Chen

Designed and diagrammed on 6/20/00; Inspired by Origami-L logo discussion.

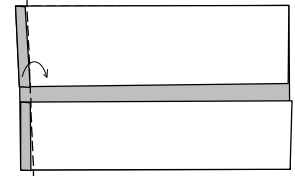
1. Start from duo-color square with letter color up; Fold a stripe. Stripe width determines stroke width of letter, E.



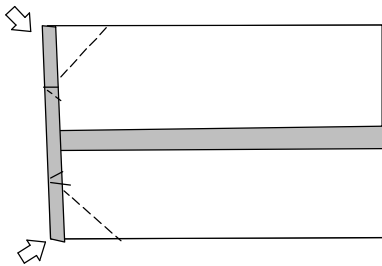
2. Fold both edges toward center but leave a gap between them; Gap width is about the same as stripe's width in previous step



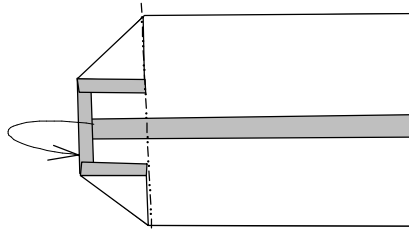
3



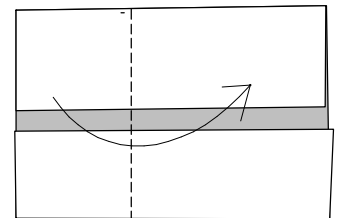
4. Enlarged; Squash to make letter 'E'



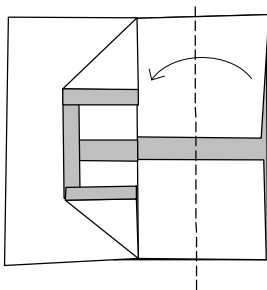
5 Mountain fold



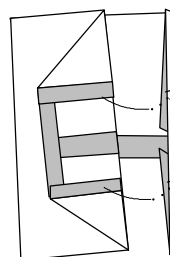
6.



7. Enlarged; Fold and tuck right edge of E into right end pocket.



8. In-process; Tuck into pocket.



9. Finished

